

# 2024 Michigan 4-H Shooting Sports State Tournament

## Target Archery Event Rules

PLEASE BE SURE TO REVIEW "GENERAL INFORMATION" PAGES FOR GENERAL TOURNAMENT RULES. CONTACT YOUR COUNTY 4-H OFFICE IF YOU DO NOT HAVE A COPY OF THIS INFORMATION.

**Unsighted Divisions** – for contestants with bows without sights or bowmarks and who do not use a release aid: Tape will be placed on the riser/handle by State Tournament check-in staff to prevent bowmarks from being used.

**Sighted Divisions** – for contestants using any fixed sight accessory (pin sights, lighted sights, bowmarks, etc.), but no release.

**Open Divisions** – for contestants using a manually triggered release aid\* with compound bows only. Sights, and the bows on which they are mounted, must NOT incorporate any prism, lens, magnifying, laser, ranging, or electronic devices.

\*Automatic, hydraulic, or resistance-activated releases are prohibited from this tournament. These include but are not limited to back tension releases and other releases that incorporate a safety that resembles a trigger but does not function as a trigger to manually release the string. ANY COMPETITOR USING SUCH A DEVICE WILL BE DISQUALIFIED AND REMOVED FROM THE COMPETITION IMMEDIATELY. Examples of resistance types of releases include **but are not limited to**, the Carter Attraction, Revolution, Evolution, Squeeze Me, or Back Strap.

**Number of Individual Entrants Per County:** Each county is eligible to enter a maximum of 16 contestants.

**Number of Team Entrants Per County:** Each county may enter Four, 4-member teams.

In addition, teams may be comprised of shooters from different divisions, but teams will be entered based on the following archery divisional hierarchy;

1. Open division is the highest in the hierarchy, then;
2. Sighted division, then;
3. Unsighted division.

Any team member competing in an individual division event that is highest in the hierarchy will determine his/her team's division. Teams may be composed of shooters of any age from the same division.

For example: A four-member team is made up of 3 contestants competing in an unsighted, individual event and 1 contestant is competing as an individual in an open division event. Even though there's only one open shooter on that team, any member competing as an individual in the division highest in the hierarchy determines his/her team's division. In this example, this 4-member team must compete as an OPEN division team.

**Age Division Determination:** Age on January 1st the year of the tournament

### **Event Divisions**

#### **Unsighted Divisions**

Compound, Long, or Recurve bows without sights or bowmarks.

Beg. Unsighted Bow	Ages 9-11
Jr. Unsighted Bow	Ages 12-14
Sr. Unsighted Bow	Ages 15-19

#### **Sighted Divisions**

Compound, Long, or Recurve bows with any type of fixed sight accessories (sights, bowmarks).

Beg. Sighted Bow	Ages 9-11
Jr. Sighted Bow	Ages 12-14
Sr. Sighted Bow	Ages 15-19

#### **Open Divisions**

Compound bows with release aids and or telescoping/sliding sights.

Beg. Open	Ages 9-11
Jr. Open	Ages 12-14
Sr. Open	Ages 15-19

## Equipment

All contestants will use their own archery equipment and nine arrows or more. Bows must be enclosed in a case while being transported. All equipment will be inspected by the range officer prior to the competition. Equipment will be used and handled only on the range.

If changing equipment becomes necessary and an archer must use equipment, which has not been inspected by the range officer, it is the archer's responsibility to have that equipment inspected by a range officer before using it.

Equipment not mentioned or covered is **not allowed** in the competition without prior approval of the 4-H State Shooting Sports Board and/or appropriate event coordinator. Any equipment for which approval is requested must be placed before the committee for approval **prior** to the competition.

### 1. Mandatory equipment

- **Hip quivers** are mandatory.
- **Arm guards** are mandatory and must be worn on the contestant's bow arm (forearm) below the elbow.

### 2. The following are permitted in ANY DIVISION.

- **Bows** may be recurve, long or compound. Overdraws are allowed except the arrow tip must extend to beyond the pivot point of the bow grip at full draw. Maximum draw weight allowed in any archery division is 60 lbs.
- **Bow strings** may have any number of strands and a serving with a nocking point (1 or 2 locators).
- **Arrow rests** may be adjustable, and any moveable pressure button, pressure point or arrow plate and draw check indicator may be used on the bow provided they are not electronic and do not offer any additional aid in aiming.
- **Arrows** may be of any type, provided they subscribe to the accepted principle and meaning of the word "arrow" as used in target archery, and that arrows do not cause undue damage to target faces and buttresses. An arrow consists of a nock, shaft, and arrowhead (point) with fletching, and if desired, cresting. Only target points or bullet-shaped points are permitted. Each archer's arrow must be marked or identifiable. Wooden arrows will not be used in compound bows.
- **Stabilizers** are permitted provided they do not serve as a string guide, touch anything but the bow, or present any obstacle to other archers on the shooting line. The term stabilizer shall also include counterbalancing weights. There is no stabilizer length limit in target archery events.
- **Accessories** may include finger protection, dress shields, a bow sling, tassels, and foot markers (not protruding more than one centimeter). Release aids are permitted only in Open Divisions. **Release aids must be operated manually by depressing a trigger with a finger or thumb.**

### 3. The following are allowed **ONLY IN THE SIGHTED DIVISIONS** of this Tournament:

- **Peeps and buttons** not exceeding 1 centimeter in diameter may be used.
- **Bow sights** may be attached to the bow for the purpose of aiming (windage and elevation), but must **NOT incorporate a prism, lens, magnifying, or electronic devices. No laser or beam sights are allowed.**
- **Bowmarks** are a single mark made on the bow for the purpose of aiming and are considered to be sights. Such a mark may be made in pencil, tape, or any other suitable marking material. A plate or tape with distance marking may be mounted on the bow as a guide for marking but must not in any way offer any additional aid.

### 4. Prohibited equipment


- **Field glasses, binoculars, spotting scopes, telescopes**, and other visual aids may NOT be used for spotting arrows. Prescription glasses, sunglasses, or shooting spectacles, provided they are fitted with the same lenses normally used by the archer, may be worn. None may be fitted with micro hole lenses, or glasses, nor marked in any way to assist in aiming.
- **Range finders** are not allowed in any division.
- Automatic, hydraulic, or resistance-activated releases are prohibited from this tournament. These include but are not limited to back tension releases and other releases that incorporate a safety that resembles a trigger but does not function as a trigger to manually release the string. **ANY COMPETITOR USING SUCH A DEVICE WILL BE DISQUALIFIED AND REMOVED FROM THE COMPETITION IMMEDIATELY.** Examples of resistance types of releases include **but are not limited to the Carter Attraction, Revolution, Evolution, Squeeze Me, or Back Strap.**

## Targets and Course of Fire

1. Standard National Archery Association (NAA, FITA) 60 cm and 40 cm targets (depending on division, see # 2 below) will be used at 20 yards.
2. Open Division will shoot at 40 cm targets and will have a choice of shooting a single-spot or a three-spot target. A single-spot target will have one face with ten through one scoring, whereas a three-spot will have three faces with ten through six scoring (see figure 1). \*\*Note – Arrows shot outside of the six ring on a three-spot target will be scored as a miss, and two or more arrows shot on the same face on a three-spot will score the single lowest arrow and a miss for the other arrows on that face.



60 cm used in unsighted  
& sighted divisions



40 cm. used in open division  
will shoot choice, above

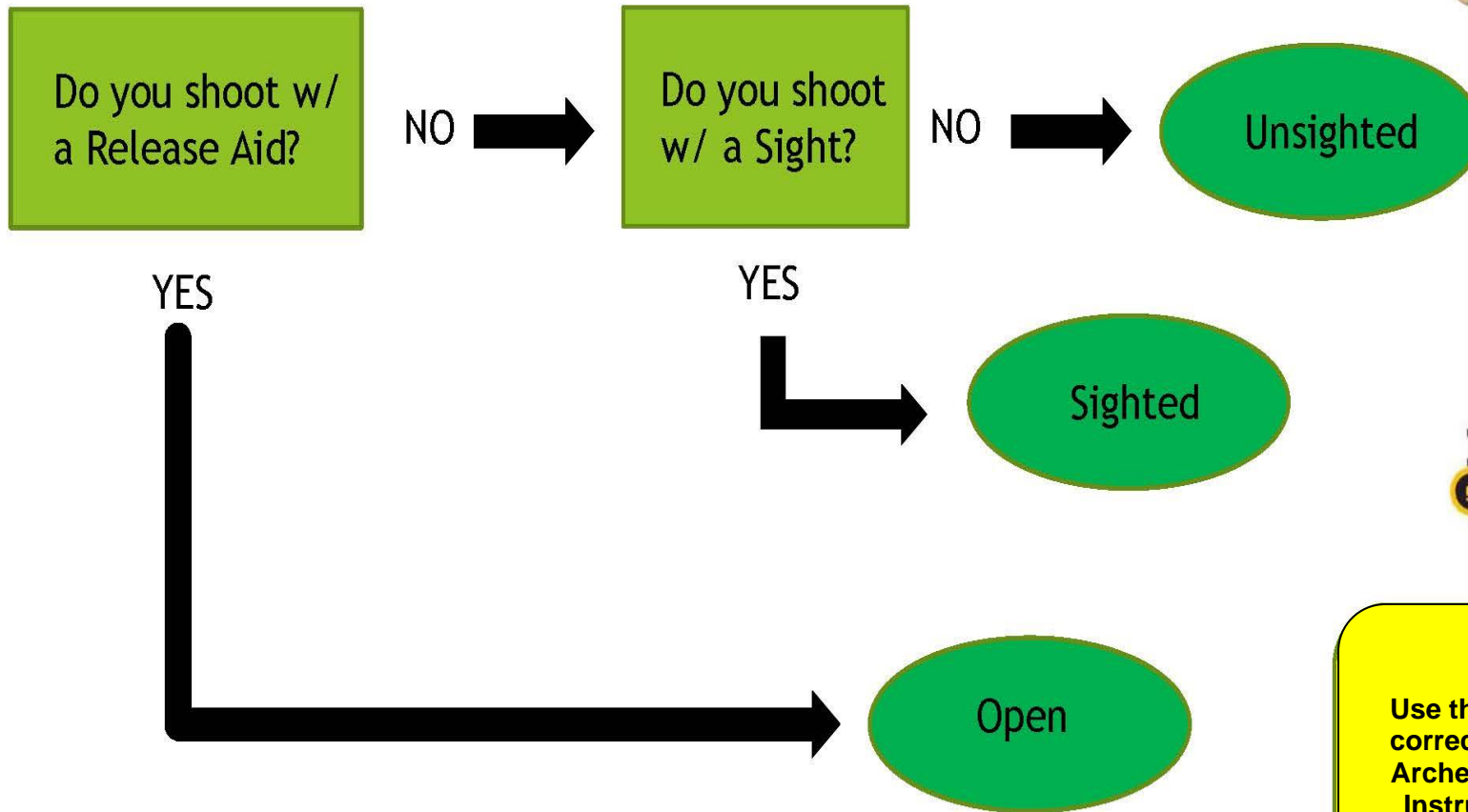
3. Competition for all divisions will be as follows: 10 ends (rounds) of 6 arrows. 3 minutes per end. (Six practice arrows will be allowed.) Shooters will be warned once if they are exceeding the time limit. A second warning will result in losing the highest scoring arrow for that end.
4. Range Commands (NAA Whistle system)
  - Two blasts – “Archers to the shooting line.”
  - One blast – “Begin shooting.”
  - Three blasts – “Walk forward and get your arrows.”
  - Four or more blasts – “STOP SHOOTING immediately and put your arrows in your quiver.”
5. Scoring the Target:

<u>Open Division</u>	<u>All Other Divisions</u>
Yellow – 9-10 point (40 cm target)	Yellow – 9 points and 10 (60 cm target)
Red – 7-8 point rings	Red – 7-8 point rings
Blue – 5-6 point rings	Blue – 5-6 point rings
Black – 3-4 point rings	Black – 3-4 point rings
White – 1-2 point rings	White – 1-2 point rings
6. All bows must be drawn in the down-range position and should never be elevated above the level of the target. Once at shooting position, the bow may be adjusted accordingly.
7. Scores will be kept in **ink**. Arrows, targets, and target butts must not be touched until all arrows in the butt have been scored. After all arrows have been scored each round, all arrow holes must be marked. Marking arrow holes aids in the event of a pass-through or a bounce-out (see # 10 below). At the completion of each half, contestants will agree to score, sign the scorecard and return to the scorer. No one but scorers and contestants may handle scorecards. On questionable arrows, ask a target judge to call the arrow. If you have to make a change on your scorecard, a target judge must initial the change, or your scorecard will not be accepted.
8. Range Control – The range officer will: control shooting with a whistle and a stopwatch to ensure a 3-minute time limit for arrows; exercise control of newsmen and photographers so that the comfort and concentration of competitors is not disturbed; see that spectators stay behind the range barriers at all times; be responsible for all safety precautions; check all distances and field setups; inspect archers’ equipment before the tournament begins and any time thereafter during the tournament; and check the conduct of shooting and scoring, which includes making decisions on questionable arrows (unless archer is from the range officer’s county; in which case another officer would be delegated the responsibility). The decision of the target judge and/or the range officer in a questionable arrow shall be final.
9. An archer who arrives after the shooting has started shall forfeit the number of arrows already shot, unless the range officer is satisfied that the archer was delayed by circumstances beyond control, in which case the archer may be allowed to make up the arrows lost after the current end has been completed.


10. The range officer has the authority to extend the three-minute time limit in exceptional circumstances. The most common occurrences and procedures are listed below. In any other unforeseen instances, the range officer will make and announce his/her decisions to the competitors. The decision of the range officer will be final.
- Bounce-outs** – When a bounce-out occurs, the archer shooting the bounce-out will tell the range officer. The range officer will witness the rest of the arrows for score. The first bounce-out or pass-through not witnessed shall be scored as the lowest unmarked arrow hole (see #7 above).
- Equipment failure** – An archer with equipment failure will step back from the shooting line and raise the bow overhead. The other archers will continue shooting the end (round). At the completion of the end, the range officer will signal the archer to complete the end allowing 30 seconds for each arrow. No other archer may occupy the line at this time.
- Repairs** – Repairs must be complete within 5 minutes of completion of the end in progress when the failure occurred. The timing of this interval will be the responsibility of the range officer.
- Hanging arrows** – The archer who shot a hanging arrow will advise the other archer on his or her target and both will step back from the shooting line with their bows held overhead. An official will respond and stop the shoot. The range officer will make an announcement. The official and the archers on that target will advance to the target, score the arrows in the target and remove the hanging arrow.
- Trouble at the target** – When trouble occurs (loose target face, fallen flag, etc.), both archers will stop shooting, step back from the shooting line and signal the range officer by raising their bows overhead. The official will stop the shoot. Shooting will resume when the official has corrected the problem.
- Cross fires** – No archer will knowingly shoot at the wrong target or shoot more than the required number of arrows at his/her own target.
- Cross fires** – Arrows fired at the wrong target will be scored as a “0” to the offending archer.
- Excessive shots** – Excess arrows will result in deduction of the highest value arrows on the target until the appropriate number of arrows (6) is reached.
11. **Safety and Courtesy** – During shooting archers will not distract fellow competitors by loud talking or excessive activity. No equipment should be handled without the owner’s approval. In going to the target, archers must be careful not to step on arrows. Each group on the target should help others find arrows before returning to the shooting line. It shall be the responsibility of every shooting sports archer to insist upon strict maintenance of safe standards and courtesies.
- While shooting is in progress, only those archers whose turn it is to shoot may be on the shooting line. All other archers shall remain behind the waiting line with their equipment. After shooting all arrows, the archer shall retire behind the waiting line immediately. No archer may draw his or her bow, with or without an arrow, except when standing on the shooting line. No arrow is to be loaded or fired on the firing line until the signal is given to do so.
- Bows and arrows will not be removed from the case at any time before receiving permission from the range officer. Those who fail to meet the criteria will be disqualified. This requirement is to maintain a safe and fun atmosphere during the shooting sports event.**

MSU is an affirmative-action, equal-opportunity employer, committed to achieving excellence through a diverse workforce and inclusive culture that encourages all people to reach their full potential. Michigan State University Extension programs and materials are open to all without regard to race, color, national origin, gender, gender identity, religion, age, height, weight, disability, political beliefs, sexual orientation, marital status, family status, or veteran status. Issued in furtherance of MSU Extension work, acts of May 8 and June 30, 1914, in cooperation with the U.S. Department of Agriculture. Quentin Tyler, Director, MSU Extension, East Lansing, MI 48824. This information is for educational purposes only. Reference to commercial products or trade names does not imply endorsement by MSU Extension or bias against those not mentioned.

# What Target Division do you shoot?



# TARGET



Use this flow chart for selecting the correct shooting division for Target Archery only. See your 4-H Archery Instructor for further clarification.